

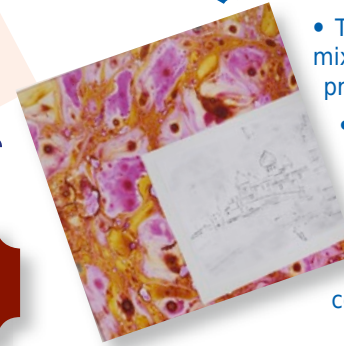
Unparalleled brilliance
and uniform finish.

CERAMIC colours are used cold. The use of high quality pigments provides an excellent level of resistance to fading from light.


CERAMIC colours are particularly suited to smooth surfaces. They adhere perfectly to ceramics, porcelain, glass, metal, and plastic.

Varied effects

- To obtain a more transparent colour, mix the colour with the colourless product.
- For a marble effect, drip a few drops of different CERAMIC shades onto the surface of the water. Use a stick to mix the drops. Fully submerge the object and remove it carefully from the water. The object is now covered in a marble effect.



- To obtain a cracked effect, apply 2 coats of contrasting colours, and then apply a liberal coating of the cracking medium, such as a varnish. Wait until the film is touch dry between each step (1.5 to 2 hours). Water-based.



Outliner colours

OUTLINER COLOURS may be used to frame, to give a sense of depth, and to imitate the lead in old windows. Carefully place the nozzle on the support, gently pulling along the line and applying a light pressure to the tube. Leave to dry for 12 hours before applying CERAMIC paint. Water-based.




Recommendations

Apply an undercoat to porous materials (e.g. terracotta). Objects decorated with CERAMIC must not be used in contact with food. Surfaces painted with CERAMIC must not be exposed to high temperatures. Use a natural fibre brush (squirrel) to apply CERAMIC colours. On delicate materials (such as plastics), test the paint on a small area before use.

15 shades



Outliners



8 Outliners

Instructions for use

Preparation

The surface to be painted must be clean and dry. Clean the surface beforehand using alcohol.

Drying

Allow to dry for 4 hours in a dust free area.

If applying a second coat, allow the 1st coat to dry 12 hours before the next coat.

Let the paint dry for 3 days before handling or washing the surface.

Cleaning

Use VITRAL soluble cleaner to remove stains. Care for your brushes by washing them first with VITRAL soluble cleaner and again with soapy water.

The decorated objects must be cleaned with warm water and a soft sponge. Do not use a dishwasher.

